

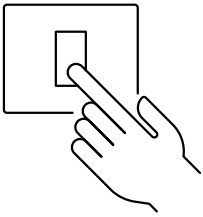
PRF066

PROFESSIONAL PROFILE


ASSEMBLY INSTRUCTIONS

1

WARNING!
TURN OFF THE
POWER BEFORE
INSTALLATION



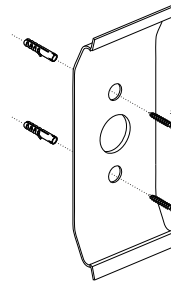
DANGER!
220/240 VAC



QUALIFIED
ELECTRICIAN

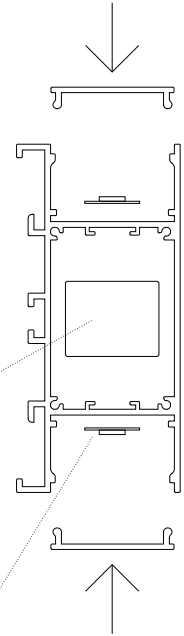
2

FIX THE
HOOK WITH
A SCREW

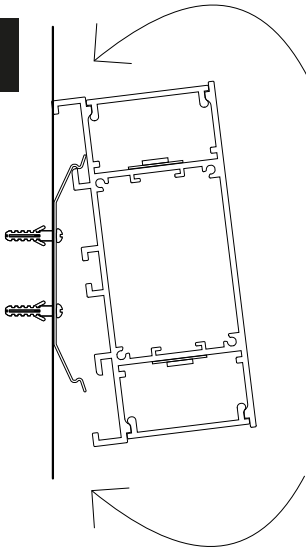


DRIVER

LED STRIP
MAX 10X3

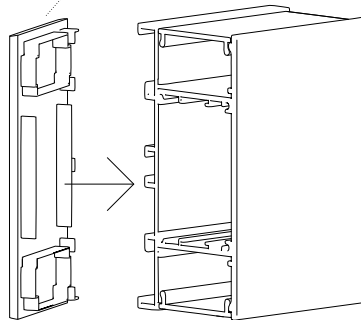


3




4

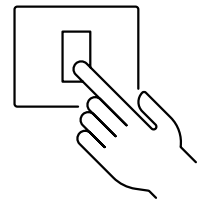
CLOSE THE PROFILE
WITH THE CAP



5



6



TURN ON LIGHT



TMP light

FEB Srl unipersonale - P.IVA 09641910964
Via Paolo VI, 3 - 20020 Magnago (MI)
Tel. +39 0331.1855050 - Email info@febtrade.com
WWW.TMPLIGHT.IT



SCAN THE QR CODE FOR THE COMPLETE
TECHNICAL INFORMATION

